

Anderson localization in generalized discrete-time quantum walks

I. Vakulchyk,^{1,2} M. V. Fistul,^{1,3} P. Qin,¹ and S. Flach¹

¹*Center for Theoretical Physics of Complex Systems, Institute for Basic Science (IBS), Daejeon 34051, Republic of Korea*

²*Basic Science Program, Korea University of Science and Technology (UST), Daejeon 34113, Republic of Korea*

³*Russian Quantum Center, National University of Science and Technology “MISIS,” 119049 Moscow, Russia*

(Received 29 August 2017; published 17 October 2017)

We study Anderson localization in a generalized discrete-time quantum walk—a unitary map related to a Floquet driven quantum lattice. It is controlled by a quantum coin matrix which depends on four angles with the meaning of potential and kinetic energy, and external and internal synthetic flux. Such quantum coins can be engineered with microwave pulses in qubit chains. The ordered case yields a two-band eigenvalue structure on the unit circle, which becomes completely flat in the limit of vanishing kinetic energy. Disorder in the external magnetic field does not impact localization. Disorder in all the remaining angles yields Anderson localization. In particular, kinetic-energy disorder leads to logarithmic divergence of the localization length at spectral symmetry points. Strong disorder in potential and internal magnetic field energies allows one to obtain analytical expressions for spectrally independent localization length, which is highly useful for various applications.

DOI: [10.1103/PhysRevB.96.144204](https://doi.org/10.1103/PhysRevB.96.144204)

I. INTRODUCTION

Quantum random walks were introduced by Aharonov *et al.* [1] as a counterpart to classical random walks, with the quantum version having much larger path length due to quantum interference. The quantum computing community developed these concepts substantially, e.g., in order to implement a variety of quantum logical elements and protocols [2,3]. One should differentiate between so-called continuous-time quantum walks and discrete-time quantum walks (DTQW). Continuous-time quantum walks are essentially time-dependent Schrödinger equations on tight-binding networks generated by corresponding Hamiltonians. Discrete-time quantum walks (DTQW) are the subject of the present work. DTQW are unitary maps on certain networks (graphs). The generating Hamiltonian is not known and needed, although DTQW can be loosely related to the procedure of integrating a certain Hamiltonian over a finite time. DTQW realizations are closely related to a number of concepts in condensed-matter physics, including chirality and bulk-boundary correspondence [4], novel topological phases [5], and the impact of disorder on the DTQW dynamics [6–9]. DTQW were implemented in numerous experimental setups, including quantum optical systems [10], ion traps [11], and nuclear magnetic resonance systems [12].

The DTQW have two ingredients—a quantum coin and a shift (register) operation. So far, quantum coins have been chosen mainly from single-parameter (angle) operator distributions, including the well-known case of the Hadamard coin [13,14]. However, the most general quantum coin belongs to a four-parameter (angle) family of operators, as shown below. It has been shown [15] that generalized coins allow for improved control and optimization. Such a general coin can be implemented in an optical setup utilizing beam splitters [16], and some parameters may be controlled in other setups [17]. We will study the impact of disorder in any of the angles on the DTQW dynamics. We find Anderson localized phases and rigorously derive scaling relations for weak and strong disorder, and close to symmetry-related values in the spectrum. DTQW turn out to be versatile machines not only for quantum

computing, but also as model systems for condensed-matter problems, which can be efficiently addressed by avoiding a number of computational troubles known from Hamiltonian dynamics.

The paper is organized as follows: in Sec. II, we present the model, elaborate the quantum mechanical dynamic equations, calculate the dispersion relationship $\omega(k)$ for a generic type of discrete-time quantum walk, provide a symmetry analysis of dynamic equations, and introduce a transfer matrix approach for a discrete-time quantum walk. In Sec. III, we present numerical results on the localization length dependence on the model parameters. In Sec. IV, we perform analytical derivations of the localization length in the limit of weak and strong disorder, and at symmetry points in the spectrum. We discuss and conclude in Sec. V.

II. MODEL

Let us consider a single quantum particle with an internal spin degree of freedom, moving on a one-dimensional lattice. The dynamics of the quantum particle is characterized by a time- and lattice-site-dependent *two-component wave function*. Assume that it evolves under the influence of some periodic Floquet drive. Then, its evolution can be mapped onto a sequence of unitary maps. As a result, the components of the quantum particle wave function transfer to the right or to the left, and *the quantum mechanical amplitudes* of such hopping are determined by quantum coin operators acting independently on each site (Fig. 1).

The dynamics of a quantum particle is characterized by a two-component wave function, $\hat{\psi}_n(t) = \{\psi_{+,n}, \psi_{-,n}\}$, which is defined at discrete times (t) and on lattice sites (n). A single-site coin operator \hat{U} is a general unitary matrix of rank 2,

$$\hat{U} = \begin{pmatrix} a & b \\ c & d \end{pmatrix} = e^{i\varphi} \begin{pmatrix} e^{i\varphi_1} \cos \theta & e^{i\varphi_2} \sin \theta \\ -e^{-i\varphi_2} \sin \theta & e^{-i\varphi_1} \cos \theta \end{pmatrix}. \quad (1)$$

A generic coin operator is completely determined by four angles $\varphi, \varphi_1, \varphi_2$, and θ . As it will become evident below, they can also be related to a potential energy, external and internal synthetic flux, and a kinetic energy, respectively. The coin

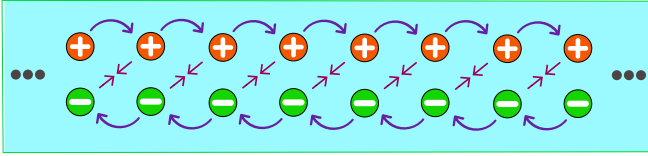


FIG. 1. The schematics of the discrete-time quantum walk. The arrows indicate the directions of a single step transfer.

operator can be implemented as an arbitrary two-level system subject to time-dependent perturbations of different durations [17–20]. The coupling between the coin operators \hat{U}_n and the quantum particle has a form, $\hat{S} = \sum_n |n\rangle \langle n| \otimes \hat{U}_n$, where the angles $\varphi, \varphi_1, \varphi_2$, and θ can vary from site to site.

The transfer operator is defined as

$$\hat{T}_{\pm} = \sum_n |n\rangle \langle n+1| \otimes |\mp\rangle \langle \mp| + |n\rangle \langle n-1| \otimes |\pm\rangle \langle \pm|, \quad (2)$$

and we will use T_+ across the paper. Thus, the discrete-time quantum walk is described as the sequence of successive \hat{S} and \hat{T}_+ operators. The schematic of such dynamics is shown in Fig. 1 and the equations read

$$\hat{\psi}_n(t+1) = \hat{M}_+ \hat{\psi}_{n-1}(t) + \hat{M}_- \hat{\psi}_{n+1}(t), \quad (3)$$

where the matrices \hat{M}_{\pm} for the translationally invariant case of identical quantum coins are written explicitly as

$$\hat{M}_+ = \begin{pmatrix} e^{i(\varphi_1+\varphi)} \cos \theta & e^{i(\varphi_2+\varphi)} \sin \theta \\ 0 & 0 \end{pmatrix} \quad (4)$$

and

$$\hat{M}_- = \begin{pmatrix} 0 & 0 \\ -e^{i(\varphi-\varphi_2)} \sin \theta & e^{i(-\varphi_1+\varphi)} \cos \theta \end{pmatrix}. \quad (5)$$

The resulting unitary eigenvalue problem is solved by finding the eigenvectors $\{\hat{\psi}_n\}$ with $\hat{\psi}_n(t+1) = e^{-i\omega} \hat{\psi}_n(t)$ and the eigenvalues $e^{-i\omega}$, where ω is the eigenfrequency of the discrete-time quantum walker.

A. Ordered case

In the absence of spatial disorder, all coin operators are identical, and the unitary map equations (3) are invariant under discrete translations. The eigenvectors are then given by plane waves, $\hat{\psi}_n = e^{ikn} \hat{\psi}(k)$, where k is the wave vector and $\hat{\psi}(k)$ is the two-component eigenvector in the Bloch basis (also called polarization vector). The quantum particle dynamics is then fully determined by the dispersion relation

$$\cos(\omega - \varphi) = \cos \theta \cos(k - \varphi_1). \quad (6)$$

The spectrum consists of two bands. The polarization vectors are obtained as

$$\frac{\psi_{+,k}}{\psi_{-,k}} = e^{i(\varphi_2-\varphi_1)} \frac{\cos \theta - e^{i([\omega(k)-\varphi]-[k-\varphi_1])}}{\sin \theta}. \quad (7)$$

It follows that θ is a kinetic-energy parameter which controls the width of each band from its maximal value π for $\theta = 0$ to a dispersionless (flat) band with width zero for $\theta = \pi/2$. The angle φ corresponds to a potential-energy term which

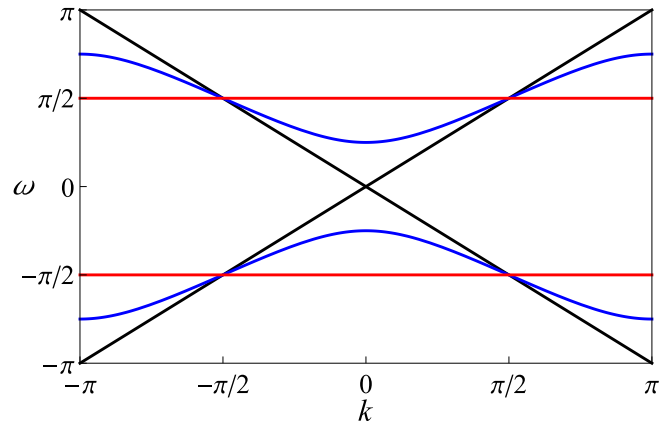


FIG. 2. The dispersion relation $\omega(k)$ for different values of θ : $\theta = 0$ (no gap, black solid line), $\pi/4$ (finite gap, blue line), $\pi/2$ (flat bands, red lines). Here, $\varphi = \varphi_1 = 0$.

renormalizes the frequency ω . The angle φ_1 renormalizes the wave number k similar to a flux threading a large one-dimensional chain with periodic boundary conditions. The angle φ_2 instead relates to an internal synthetic flux which impacts the phase shift between the two components of the polarization vector only.

For a generic value of θ , the two bands have finite width and are gapped away from each other (e.g., blue lines, $\theta = \pi/4$ in Fig. 2). For $\theta = 0$, the two bands turn into straight lines which cross, leading to a vanishing gap and a one-dimensional Dirac-like cone (black lines in Fig. 2). Finally, for $\theta = \pi/2$, the spectrum $\omega(k) = \varphi \pm \pi/2$ consists of two flat bands (Fig. 2). This corresponds to macroscopic degeneracy. Linear combinations of Bloch eigenstates are easily shown to allow for compact (two-site) localized states residing on a pair of neighboring sites m and $m+1$:

$$\hat{\psi}_n = \frac{1}{\sqrt{2}} \begin{pmatrix} 1 \\ 0 \end{pmatrix} \delta_{n,m} + \frac{1}{\sqrt{2}} \begin{pmatrix} 0 \\ i e^{-i\varphi_2} \end{pmatrix} \delta_{n,m+1}. \quad (8)$$

B. Symmetries

For arbitrary unitary coin operators, the quantum walk (3) possesses *bipartite* or *sublattice symmetry*, since even/odd sites are connected to odd/even sites only. The bipartite lattice symmetry implies that the spectrum is invariant under frequency shifts $\omega \rightarrow \omega + \pi$ with the following transformation rules for eigenvectors:

$$\{\omega, \hat{\psi}_n\} \rightarrow \{\omega + \pi, (-1)^n \hat{\psi}_n\}. \quad (9)$$

Note that any arbitrary spatial disorder in the coin operators is preserving the sublattice symmetry.

For site-independent angles $\varphi_n \equiv \varphi$ and $\varphi_{1,n} \equiv \varphi_1$, the quantum walk (3) possesses an additional *particle-hole symmetry*, which implies that the spectrum is invariant under frequency shifts $\omega \rightarrow -\omega + 2\varphi$ with the following transformation rules for the eigenvectors:

$$\{\omega, \psi_n^+, \psi_n^-\} \rightarrow \left\{ -\omega + 2\varphi, \psi_n^{+*} \exp \left[2i \left(\varphi_2 - \sum_{m=-\infty}^n \varphi_{1,m} \right) \right], \right. \\ \left. \psi_n^{-*} \exp \left[-2i \left(\sum_{m=-\infty}^{n-1} \varphi_{1,m} \right) \right] \right\}. \quad (10)$$

C. Disorder and transfer matrix approach

We turn to the disordered case where any of the quantum coin angles ($\varphi, \varphi_1, \varphi_2$) or θ are assumed to be uncorrelated random functions of the quantum particle position n . In this case, the *transfer matrix approach* is useful for both numerical and analytical approaches of computing the localization length. With Eq. (3), it follows

$$e^{-i\omega} \psi_{+,n} = e^{i[\varphi_{1,(n-1)} + \varphi_{n-1}]} \cos \theta_{n-1} \psi_{+,(n-1)} - e^{i[\varphi_{2,(n-1)} + \varphi_{n-1}]} \sin \theta_{n-1} \psi_{-,(n-1)}, \quad (11)$$

$$e^{-i\omega} \psi_{-,n} = e^{-i[\varphi_{2,(n+1)} - \varphi_{n+1}]} \sin \theta_{n+1} \psi_{+,(n+1)} + e^{i[-\varphi_{1,(n+1)} + \varphi_{n+1}]} \cos \theta_{n+1} \psi_{-,(n+1)}. \quad (12)$$

The usual transfer matrix for a one-dimensional lattice with two components per lattice site and nearest-neighbor coupling is expected to have rank 4. However, the special structure of the shift operator (2) allows one to reduce the transfer matrix rank to 2. This can be observed with a redefinition of the two-component field $\hat{\Psi}_n = (\psi_{+,(n)}; \psi_{-,(n-1)})$, which then leads to the transfer matrix equation

$$\hat{\Psi}_n = \hat{T}_{n-1} \hat{\Psi}_{n-1}, \quad (13)$$

where the transfer matrix T has a following form:

$$\hat{T}_n = e^{i\varphi_{1,n}} \begin{pmatrix} e^{i\omega + i\varphi_n} \sec \theta_n & e^{i\varphi_{2,n}} \tan \theta_n \\ e^{-i\varphi_{2,n}} \tan \theta_n & e^{-i\omega - i\varphi_n} \sec \theta_n \end{pmatrix}. \quad (14)$$

It follows that disorder in the external synthetic flux φ_1 does not lead to the localization of the quantum particle wave function, since such a disorder is only modifying the phase difference on neighboring sites, while keeping the amplitude ratio unchanged. However, uncorrelated disorder in all other quantum coin angles θ_n (kinetic energy), φ_n (potential energy), and $\varphi_{2,n}$ (internal synthetic flux) will lead to Anderson localization, as discussed in what follows. We will use probability distribution functions

$$\mathcal{P}(x) = 1/(2W), \quad x_0 - W \leq x \leq x_0 + W, \quad (15)$$

and $\mathcal{P}(x) = 0$ elsewhere, where x stands for any relevant angle and x_0 is the corresponding first moment (average). The disorder strength $0 \leq W \leq \pi$.

III. NUMERICAL COMPUTATION OF THE LOCALIZATION LENGTH

In this section, we numerically compute the localization length $L_{loc}(\omega)$ using the canonical approach elaborated, e.g., in Ref. [21]. We start with a nonzero $\hat{\Psi}_0$ and repeatedly apply randomly generated matrices (14) to this wave function according to (13). We use $|\hat{\Psi}_n| = \sqrt{|\Psi_{+,n}|^2 + |\Psi_{-,n}|^2}$ and compute the Lyapunov exponent at the N th iteration as

$$\lambda_N = \frac{1}{N} \sum_{n=1}^N \ln(|\hat{\Psi}_n|). \quad (16)$$

The localization length is then obtained as [21]

$$L_{loc} = 1/\lambda_N. \quad (17)$$

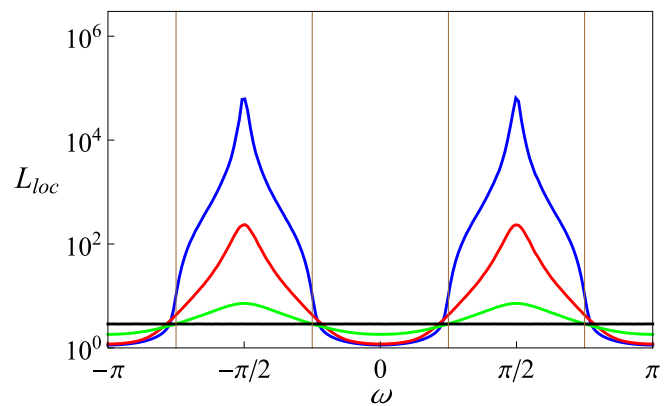


FIG. 3. The dependence of the localization length on the frequency ω for disorder in φ . From top to bottom at $\omega = \pi/2$: $W = \pi/20, \pi/5, \pi/2, \pi$. Here, $\theta = \pi/4$. The red vertical lines indicate the boundaries of the allowed bands (6).

In order to ensure convergence, we used $N = 10^6 - 10^9$ matrices. The validity of the approach was cross checked by direct diagonalization for large finite systems. We further note that for a disorder which is weak as compared to the gap of the band structure of the ordered case, the density of states deep in the gap will be strictly zero. Nevertheless, the transfer matrix approach will generate a certain (finite) localization length, which will correspond to some additional fictitious defect state with a corresponding frequency.

A. Disorder in φ

We remind the reader that the angle φ can be interpreted as a potential energy. The corresponding disorder is similar to *diagonal disorder* for tight-binding Hamiltonians [21]. Without loss of generality, we can take $x_0 = 0$ in (15). We observe that the localization length L_{loc} is always finite for any finite but nonzero strength of the disorder W ; see Fig. 3.

For weak disorder $W \ll \pi$, we find that L_{loc} is large as the frequency ω is inside the allowed bands of the ordered case (6) and decreases rapidly as the frequency ω moves inside the gaps, with an anomalous enhancement of L_{loc} at the band centers $\omega = \pm\pi/2$. As the strength of disorder increases, the localization length variations diminish, and remarkably L_{loc} becomes independent of ω for $W = \pi$. Variation of θ does not qualitatively change the outcome. However, in the special case $\theta = \pm\pi/2$, the localization length vanishes, $L_{loc} = 0$. Indeed, the eigenstates are then still compactly localized in full accord with (8), while the eigenfrequencies simply become $\omega_n = \pm\pi/2 + \varphi_n$.

B. Disorder in φ_2

We remind the reader that the angle φ_2 can be interpreted as an internal synthetic flux. Without loss of generality, we can take $x_0 = 0$ in (15). We observe that the localization length L_{loc} is always finite for any finite but nonzero strength of the disorder W ; see Fig. 4. For weak disorder $W \ll \pi$, the localization length L_{loc} is almost independent of ω inside the bands of the ordered case, with a small peak in the center of each band ($\omega \simeq \pi/2$). The localization length inside this peak

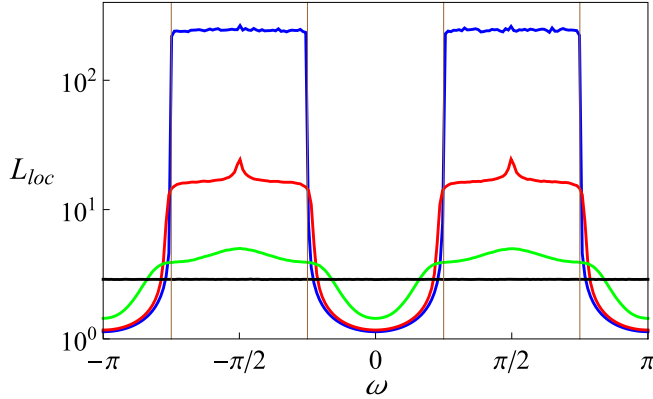


FIG. 4. The dependence of the localization length on the frequency ω for disorder in φ_2 . From top to bottom at $\omega = \pi/2$: $W = \pi/20, \pi/5, \pi/2, \pi$. Here, $\theta = \pi/4$. The red vertical lines indicate the boundaries of the allowed bands (6).

can double this value as compared to the plateau values outside the peak; see Fig. 5. However, according to our computations, the localization length stays finite at the peak center for finite disorder strength (inset, Fig. 5). For strong disorder $W = \pi$, the localization length is frequency independent; see Fig. 4. Variation of θ does not qualitatively change the outcome. However, in the special case $\theta = \pm\pi/2$, the localization length vanishes, $L_{\text{loc}} = 0$. The eigenstates are then still compactly localized in full accord with (8), while the eigenfrequencies simply become $\omega_n = \pm\pi/2 + \varphi$.

C. Disorder in θ

We remind the reader that the angle θ can be interpreted as a kinetic energy of a quantum particle, which controls the bandwidth. At variance to the previous cases, the localization length will diverge logarithmically at the band centers $\omega = \pm\pi/2$ [7], and results in general depend on the average $x_0 = \theta_0$ in (15). While the divergence is barely seen in Fig. 6, it

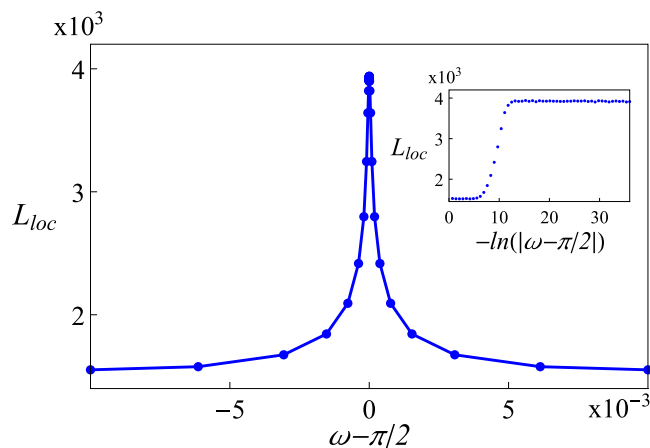


FIG. 5. The localization length for weak disorder in φ_2 near the band center $\omega = \pi/2$ ($\theta = \pi/4$). Here, $W = \pi/50$. Symbols are the results of computations; lines are guides for the eye. Inset: Same as main figure, but resolving the frequency dependence of the localization length on a logarithmic scale close to the band center.

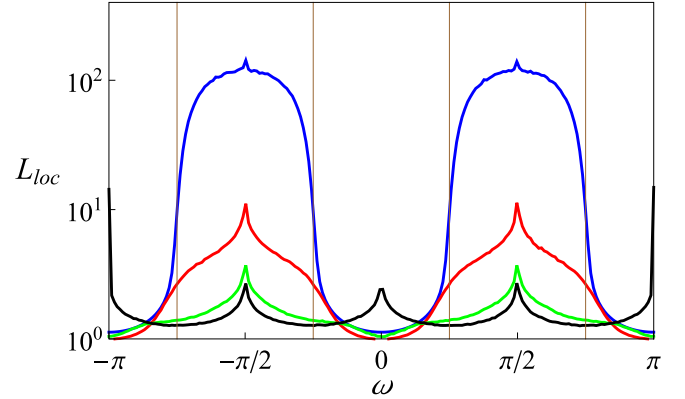


FIG. 6. The dependence of the localization length on the frequency ω for disorder in θ . From top to bottom at $\omega = \pi/2$: $W = \pi/20, \pi/5, \pi/2, \pi$. Here, $\theta = \pi/4$. The red vertical lines indicate the boundaries of the allowed bands (6).

becomes evident in the zoom in Fig. 7(a). A further logarithmic divergence of the localization length is observed at $\omega = 0, \pi$ for the special case of zero average $\theta_0 = 0$; see Fig. 8.

IV. ANALYTICAL RESULTS ON THE LOCALIZATION LENGTH

In order to provide the analytical results for the localization length L_{loc} for different types of disorder, we use methods of stochastic equations for the phase and amplitude of the wave function, which has been previously used successfully for a one-dimensional tight-binding model with diagonal and off-diagonal disorder [22–24]. These methods allow us to systematically study the dependence of the localization length on all relevant parameters.

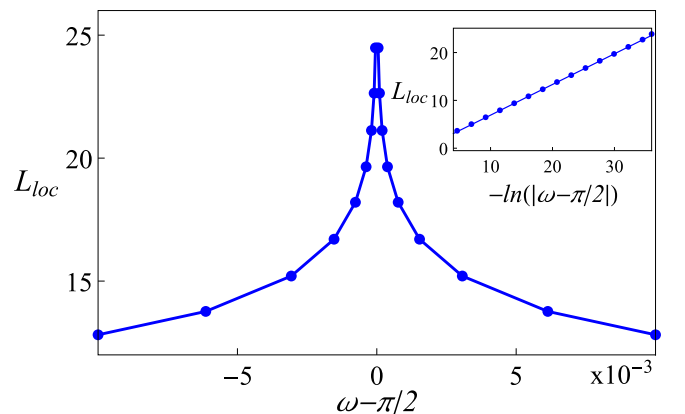


FIG. 7. The numerically calculated dependence of the localization length L_{loc} on the characteristic frequency ω near the band center $\omega = \pi/2$ for disorder in θ . The average angle $\theta_0 = \pi/4$ and the strength of disorder $W = \pi/2$. Symbols: results of numerical computations; lines are a guide for the eye. Inset: Resolving the frequency dependence of the localization length on a logarithmic scale close to the band center. Symbols: results of numerical computations. The straight line is a linear fit of the data.

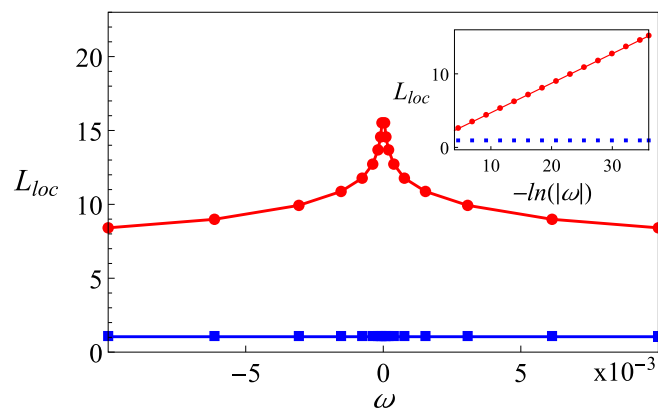


FIG. 8. The numerically calculated dependence of the localization length on the frequency close to $\omega = 0$ for disorder in θ . The strength of disorder $W = \pi/2$, and the average angles $\theta_0 = 0$ (red circles) and $\theta_0 = \pi/4$ (blue squares). Symbols: results of numerical computations; lines are a guide for the eye. Inset: Same as main figure, but resolving the frequency dependence of the localization length on a logarithmic scale close to $\omega = 0$. The straight line is a linear fit to the data.

A. Weak disorder

For weak disorder $W \ll \pi$, we rewrite the transfer matrix in the following form: $\hat{T} = \hat{T}_0 + \hat{T}_d$, where the matrix \hat{T}_0 is the transfer matrix of the discrete-time quantum walk in the absence of disorder. \hat{T}_0 contains the average angle θ_0 , and the average values of the angles φ, φ_2 can be zeroed without loss of generality. The matrix \hat{T}_d randomly changes from site to site.

As a next step, we choose a basis in which \hat{T}_0 is diagonal. The corresponding unitary matrix is

$$\hat{S} = \begin{pmatrix} \tan \theta_0 & i\xi \\ -i\xi & \tan \theta_0 \end{pmatrix}, \quad (18)$$

where $\xi = \sin \omega \sec \theta_0 - \sin k$, and k is determined by dispersion relationship for a fixed value of ω in (6). In the new basis, the transfer matrix \hat{T}_0 is written as

$$\hat{T}_0 = \hat{S}^{-1} \hat{T}_0 \hat{S} = \begin{pmatrix} e^{ik} & 0 \\ 0 & e^{-ik} \end{pmatrix}. \quad (19)$$

Similarly, the disorder-dependent part of the transfer matrix T_d results in $\hat{T}_d = \hat{S}^{-1} \hat{T}_d \hat{S}$:

$$\hat{T}_d = \begin{pmatrix} \alpha_n & \beta_n \\ \beta_n^* & \alpha_n^* \end{pmatrix}, \quad (20)$$

where the parameters α_n and β_n are functions of the random quantum coin angles and the average θ_0 .

We obtain a stochastic equation for the wave function $\tilde{\Psi}_{+,n}$,

$$\tilde{\Psi}_{+,n} = [e^{ik} + \alpha_n] \tilde{\Psi}_{+,n-1} + \beta_n \tilde{\Psi}_{+,n-1}^*. \quad (21)$$

Introducing the amplitude r_n and phase χ_n of the wave function $\tilde{\Psi}_{+,n}$ as $\tilde{\Psi}_{+,n} = r_n e^{i\chi_n}$, we arrive at

$$\frac{r_n}{r_{n-1}} e^{i[\chi_n - \chi_{n-1} - k]} = 1 + e^{-ik} \alpha_n + e^{i[-2\chi_{n-1} - k]} \beta_n. \quad (22)$$

Thus, if the frequency ω is located inside of the frequency band gap (see Fig. 2), the corresponding wave vector k takes

an imaginary value and, therefore, one can conclude that the localization length L_{loc} is bounded from above by $1/|\text{Im}(k)|$.

If the frequency ω is located in the allowed frequency range of the ordered case, the wave vectors k take real values. For weak disorder $W \ll \pi$, the values of α_n and β_n are small and of the order of W . Then it follows that r_n and $(\chi_n - \chi_{n-1})$ vary weakly from site to site. Replacing the discrete-site variable n by a continuous variable u and replacing differences by differentials, e.g., $r_{n-1} \rightarrow r(u) - dr/du$, we arrive at the following differential equations:

$$\begin{aligned} \frac{d(\ln r)}{du} &= \text{Re}[\alpha(u)] \cos(k) + \text{Im}[\alpha(u)] \sin(k) + \text{Re}[\beta(u)] \\ &\quad \times \cos(2\chi + k) + \text{Im}[\beta(u)] \sin(2\chi + k), \\ \frac{d\chi}{du} &= k - \text{Re}[\alpha(u)] \sin(k) + \text{Im}[\alpha(u)] \cos(k) + \text{Im}[\beta(u)] \\ &\quad \times \cos(2\chi + k) - \text{Re}[\beta(u)] \sin(2\chi + k). \end{aligned} \quad (23)$$

For uncorrelated disorder, we solve Eqs. (23) by using a standard perturbation analysis. In particular, we integrate the second equation in (23), insert the result into the first equation, expand up to second-order terms in $\alpha(u)$ and $\beta(u)$, and discard fast oscillating terms. After a final averaging over disorder, we obtain an exponential increase of the amplitude of the wave function, $\langle \ln(r) \rangle = u/L_{\text{loc}}$, with the localization length

$$L_{\text{loc}} = \frac{4}{\langle |\beta(u)|^2 \rangle}. \quad (24)$$

Here, $\langle |\beta(u)|^2 \rangle \equiv N^{-1} \lim_{N \rightarrow \infty} \sum_{n=1}^N |\beta_n|^2$. Note that the perturbation analysis and Eq. (24) are not valid if the wave vector k is close to the special points $k = 0, \pm\pi/2, \pm\pi$.

I. Disorder in φ

For disorder in φ , the random transfer matrix \hat{T}_d takes a diagonal form,

$$\hat{T}_d = \sec \theta_0 \begin{pmatrix} e^{i\omega} [e^{i\varphi_n} - 1] & 0 \\ 0 & e^{-i\omega} [e^{-i\varphi_n} - 1] \end{pmatrix}. \quad (25)$$

Rotating this matrix to the new basis, we obtain the parameter β_n as

$$\beta_n = \frac{\tan \theta_0}{\sin k} [\cos k \sin \varphi_n - \sin \omega \sec \theta_0 (1 - \cos \varphi_n)].$$

With Eq. (24) this leads to the final result,

$$L_{\text{loc}} = \frac{4 \sin^2(k) \cot^2(\theta_0)}{(W^2/3) \cos^2 k + \sin^2 \omega \sec^2 \theta_0 (W^4/20)}. \quad (26)$$

We obtain that the localization length $L_{\text{loc}} \sim 1/W^2$. However, for $\omega = \pm\pi/2$, this scaling is replaced by $L_{\text{loc}} \sim 1/W^4$, which leads to a strong enhancement of the localization length. This is the explanation for the observed anomalous enhancement of the localization length in Fig. 3. In addition, the special gapless case $\theta_0 = 0, \pi$ yields complete delocalization $L_{\text{loc}} \rightarrow \infty$, as can be also easily observed from the original equations (11) and (12).

These features are in a good agreement with the numerical computations from the previous section (see Fig. 3). In particular, the analytical result (26) is in excellent agreement with the computed dependency of $L_{\text{loc}}(\omega = \pi/2)$ on the

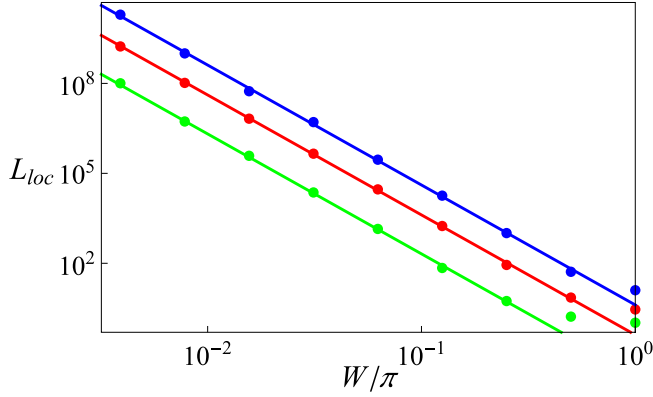


FIG. 9. The localization length as a function of the disorder strength for disorder in φ for $\omega = \pi/2$ (band center). Solid lines: the analytical result (26); symbols: numerical computations. Here, $\theta_0 = \pi/8, \pi/4, 3\pi/8$, from top to bottom. The predicted scaling $L_{\text{loc}} \sim 1/W^4$ is observed.

strength of disorder for different values of θ , as shown in Fig. 9.

We proceed with estimating the localization length on the boundaries of the spectrum $\omega(k)$ of the ordered case by choosing, e.g., the limit $k \ll 1$ ($\omega \approx \theta_0$). Using (26), we obtain $L_{\text{loc}} = 12k^2/(\tan^2 \theta_0 W^2)$. On the other hand, for ω values located inside of the gap, $L_{\text{loc}} \simeq 1/|k|$. Both equations can be satisfied by the following scaling of the localization length on the boundaries of the spectrum:

$$L_{\text{loc}} = \eta \tan^{-2/3}(\theta_0) W^{-2/3}, \quad (27)$$

where η is an unknown prefactor of the order of one. In Fig. 10, we compare the numerically calculated dependence of $L_{\text{loc}}(\omega = \theta)$ on W with the analytical prediction (27) for various values of θ_0 . We find excellent agreement with just one fitting parameter $\eta = 1.36$ for all cases.

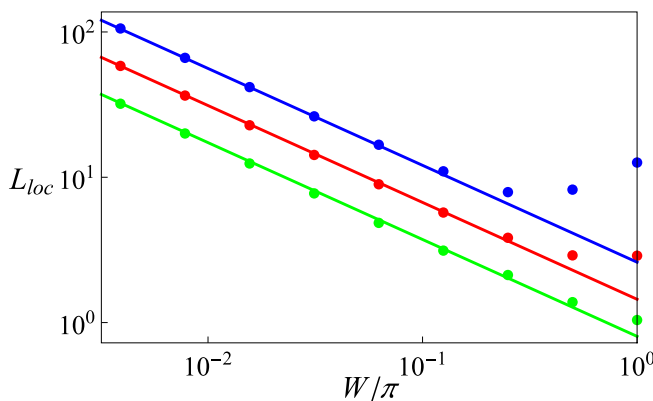


FIG. 10. The localization length as a function of the disorder strength for disorder in φ for $\omega = \theta_0$ (band edge). Solid lines: the analytical result (27) with $\eta = 1.36$; symbols: numerical computations. Here, $\theta_0 = \pi/8, \pi/4, 3\pi/8$, from top to bottom. The predicted scaling $L_{\text{loc}} \sim 1/W^{2/3}$ is observed.

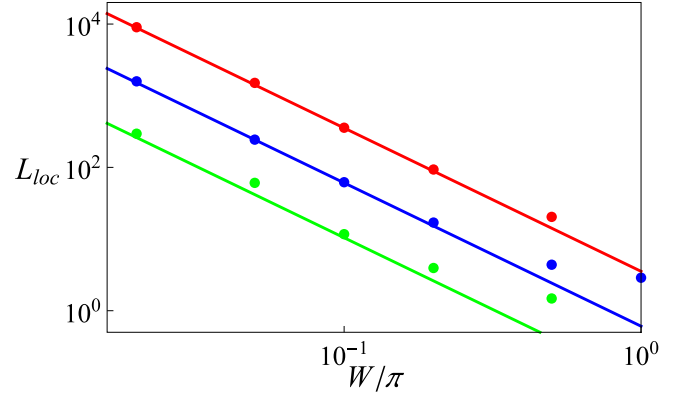


FIG. 11. The mean localization length inside the band as a function of the disorder strength for disorder in φ_2 . Solid lines: the analytical result (29) with an additional fitting parameter $\eta = 0.5$; symbols: numerical computations. Here, $\theta_0 = \pi/8, \pi/4, 3\pi/8$, from top to bottom. The predicted scaling $L_{\text{loc}} \sim 1/W^2$ is nicely observed.

2. Disorder in φ_2

For disorder in φ_2 , the random transfer matrix \hat{T}_d has only nonzero off-diagonal terms,

$$\hat{T}_d = \tan \theta_0 \begin{pmatrix} 0 & e^{i\varphi_{2,n}} - 1 \\ e^{-i\varphi_{2,n}} - 1 & 0 \end{pmatrix}. \quad (28)$$

Rotating this matrix to the new basis, we obtain the parameter β_n as

$$\beta_n = -i\varphi_{2,n} \tan \theta_0.$$

With Eq. (24), this leads to the final result,

$$L_{\text{loc}} = \frac{12}{\tan^2 \theta_0 W^2}. \quad (29)$$

The localization length is *independent* of ω for frequencies ω inside the bands, which explains the observed plateaus in Fig. 4. The predicted scaling with W and θ_0 is in excellent agreement with computational results as shown in Fig. 11, with the numerical prefactor being 6 instead of 12.

3. Disorder in θ

For disorder in θ , the random transfer matrix \hat{T}_d takes the following form:

$$\hat{T}_d = \frac{\theta_n}{\cos^2 \theta_n} \begin{pmatrix} e^{i\omega} \sin \theta_0 & 1 \\ 1 & e^{-i\omega} \sin \theta_0 \end{pmatrix}. \quad (30)$$

Rotating this matrix to the new basis, we obtain the parameter β_n as

$$\beta_n = \frac{\sin \omega}{\sin k \cos \theta_0} \theta_n.$$

With Eq. (24), this leads to the result

$$L_{\text{loc}} = \frac{12 \sin^2 k \cos^2 \theta_0}{W^2 \sin^2 \omega}. \quad (31)$$

We find that the localization length scales as $L_{\text{loc}} \sim 1/W^2$, similar to the previous cases. At the band edge $k \simeq 0$ ($\omega \simeq \pm\theta$), the localization length scales similar to the case of φ disorder as $L_{\text{loc}} \simeq (\tan^2 \theta_0 W^2)^{-1/3}$.

However, at the band center, we observed a logarithmic divergence of the localization length from numerical computations; see Fig. 7. The divergence of the localization length at the precise band center was derived in Ref. [25]. This follows from the fact that the parameter α_n in Eq. (20) is strictly vanishing at the band center. Therefore, α_n is a higher-order perturbation term and can be neglected close to the band center as well. Equation (21) is then reduced to

$$\tilde{\Psi}_{+,n} = e^{ik}\tilde{\Psi}_{+,n-1} + \beta_n\tilde{\Psi}_{+,n-1}^*. \quad (32)$$

The corresponding differential equations (23) modify into

$$\begin{aligned} \frac{d(\ln r)}{du} &= \beta(u) \sin[2\chi], \\ \frac{d\chi}{du} &= \pi/2 + \delta\omega - \beta(u) \cos[2\chi]. \end{aligned} \quad (33)$$

Excluding $\beta(u)$, we find $\langle \ln r \rangle = \langle \delta\omega \tan(2\chi) \rangle u$, and, therefore, the corresponding localization length is $L_{\text{loc}} = [\langle \delta\omega \tan(2\chi) \rangle]^{-1}$. In order to compute the average, we introduce a new variable $z = 2 \ln[\tan(\chi - \pi/4)]$ and rewrite the second equation in (33) as

$$\frac{dz}{du} = 4(\delta\omega) \cosh z + 4\beta(u), \quad (34)$$

with $L_{\text{loc}} = [(\delta\omega) \sinh(z/2)]^{-1}$. In order to find the average value of z , we transfer from the stochastic Eq. (34) to the corresponding Fokker-Planck equation for the probability $P(z)$, which satisfies

$$\frac{16W^2}{\cos^2 \theta_0} \frac{d^2 P(z)}{dz^2} - 4(\delta\omega) \frac{d}{dz} [\cosh(z/2) P(z)] = 0, \quad (35)$$

with the normalization condition $\int_0^{2\pi} d\chi P(z) = 1$. It follows that $L_{\text{loc}}^{-1} = \delta\omega \int dz \sinh(z/2) P(z)$. In the limit $\delta\omega \ll W^2$, we obtain a logarithmic enhancement of the localization length as

$$L_{\text{loc}} = S \ln \left| \frac{\delta\omega}{W^2} \right|, \quad S = \frac{12 \cos^2 \theta_0}{W^2}. \quad (36)$$

This dependence on θ_0 and W agrees excellently with the numerical data in Fig. 12, with a numerical prefactor being different. Notice here that this logarithmical divergence resembles a well-known Dyson-Wigner singularity obtained previously in the electronic transport of a one-dimensional disordered tight-binding chain in the presence of off-diagonal disorder [22–24,26].

B. Strong disorder

We start with noting that the linear transfer matrix equations (13), which define a linear two-dimensional map, can be equivalently rewritten as a one-dimensional map, which is, however, nonlinear. We introduce the variable y_n ,

$$y_n = \frac{\hat{\Psi}_{+,n}}{\hat{\Psi}_{-,n}}, \quad (37)$$

in order to rewrite the two-component wave function $\hat{\Psi}_n$ as

$$\hat{\Psi}_n = A_n \begin{pmatrix} y_n \\ 1 \end{pmatrix}. \quad (38)$$

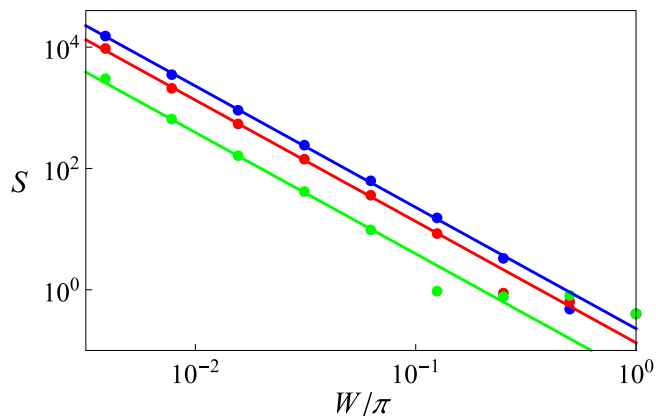


FIG. 12. The numerically (symbols) and analytically (solid lines) calculated dependence of the coefficient $S = \eta \frac{12 \cos^2 \theta_0}{W^2}$ [see Eq. (36)] on the strength of disorder W , with the numerical fitting parameter $\eta = 0.22$. Here, $\theta_0 = \pi/8, \pi/4, 3\pi/8$, from top to bottom. The predicted scaling $L_{\text{loc}} \sim 1/W^2$ is observed.

This definition allows one to reduce the two-dimensional map defined by the transfer matrix (14) to a one-dimensional map,

$$\begin{aligned} y_{n+1} &= M(y_n) = e^{2i\varphi_{2,n}} \frac{c_n e^{i\lambda_n} y_n + 1}{y_n + c_n e^{-i\lambda_n}}, \\ c &= 1/\sin(\theta_n), \quad \lambda_n = \omega + \varphi_n - \varphi_{2,n}. \end{aligned} \quad (39)$$

The complex variable y_n takes random values and is characterized by a stationary probability distribution $P(y)$ [27,28]. Taking into account that the absolute value of the two-component wave function shows an exponential increase as n goes to infinity, we obtain the localization length L_{loc} as

$$1/L_{\text{loc}} = \lim_{N \rightarrow \infty} \frac{1}{N} \sum_{n=1}^N \ln(|\hat{\Psi}_{n+1}|/|\hat{\Psi}_n|). \quad (40)$$

By making use of (13), we obtain

$$\begin{aligned} 1/L_{\text{loc}} &= \langle \ln(|\hat{T}\hat{\Psi}|/|\hat{\Psi}|) \rangle = \int d\mu(\zeta) \int_0^\infty d\rho \int_{-\pi}^\pi d\phi P(\rho e^{i\phi}) \\ &\quad \times \ln \left[\left| \hat{T}(\zeta) \begin{pmatrix} \rho e^{i\phi} \\ 1 \end{pmatrix} \right| / \sqrt{1 + \rho^2} \right], \end{aligned} \quad (41)$$

where we define $y = \rho e^{i\phi}$ and ζ is a random angle (φ, φ_2 , or θ), and $\mu(\zeta)$ is its measure.

The map (39) reduces the absolute value ρ if $\rho > 1$ and increases it if $\rho < 1$. Thus, $\rho = 1$ for the stationary distribution of $P(y)$. Then $P(y)$ has the following form:

$$P(y) = p(\phi) \delta(\rho - 1). \quad (42)$$

The dynamics of the phase ϕ_n (which is defined mod 2π) is determined by the following stochastic equation:

$$\begin{aligned} \phi_{n+1} &= m(\phi_n) = 2 \arg[\kappa(\lambda_n, \phi_n)] + 2\varphi_{2,n} - \phi_n, \\ \kappa(\lambda_n, \phi_n) &= \sin(\theta_n) + e^{i(\lambda_n + \phi_n)}. \end{aligned} \quad (43)$$

This dynamic equation is reduced to an integral equation for the distribution $p(\phi)$,

$$p(\phi') = \int_{<\zeta>-W}^{<\zeta>+W} \frac{d\zeta}{2W} \int_{-\pi}^\pi d\phi p(\phi) \delta[\phi' - m(\phi)]. \quad (44)$$

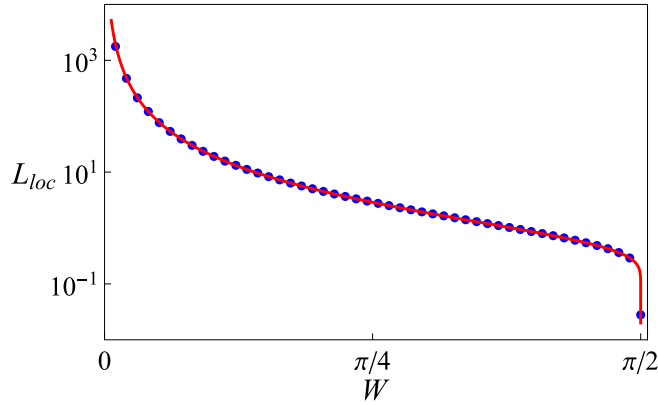


FIG. 13. Localization length under maximal disorder in ϕ . Red solid lines are the analytical result (48); blue dots are the numerical result.

1. Disorder in φ and φ_2

We first consider disorder in φ . We present results for the case of strongest disorder $W = \pi$. As ω only appears in combination $\omega + \varphi$, and integration in (44) is over the whole period in this case, one may disregard ω by shifting variables. φ_2 is a fixed constant, which allows one to eliminate it in a similar way. This yields

$$p(\phi') = \frac{1}{2\pi} \int_{-\pi}^{\pi} d\lambda p\{2 \arg[\kappa(\lambda, 0)] - \phi'\}. \quad (45)$$

This equation is satisfied by the uniform solution

$$p(\phi) = \frac{1}{2\pi}. \quad (46)$$

Substituting (42) and (46) with the transfer matrix (14) simplifies (41),

$$\frac{1}{L_{\text{loc}}} = \iint_{-\pi}^{\pi} \frac{d\varphi d\phi}{8\pi^2} \ln \left[\frac{1 + \sin^2 \theta + 2 \sin \theta \cos(\varphi + \phi)}{\cos^2 \theta} \right]. \quad (47)$$

Integrating separately over the logarithm of the numerator (which strictly vanishes) and the denominator, we finally arrive at

$$L_{\text{loc}} = -\frac{1}{\ln(|\cos(\theta)|)}. \quad (48)$$

Thus, the localization length is independent of ω and is determined only by the value of θ_0 . Exactly the same results will hold for strongest disorder in φ_2 as well, and Eq. (48) again applies. In Fig. 13, we plot the analytical result (48) and compare to numerical computations using the transfer matrix approach, with excellent agreement.

2. Disorder in θ

In this section, we analyze the singular behavior of $L_{\text{loc}}(\omega = 0)$ and $L_{\text{loc}}(\omega = \pm\pi/2)$ for disorder in θ . We start with $\omega = 0$ (without loss of generality, we choose $\varphi = \varphi_2 = 0$). Then, (43) reduces to

$$\kappa = \sin(\theta_n) + e^{i\phi}. \quad (49)$$

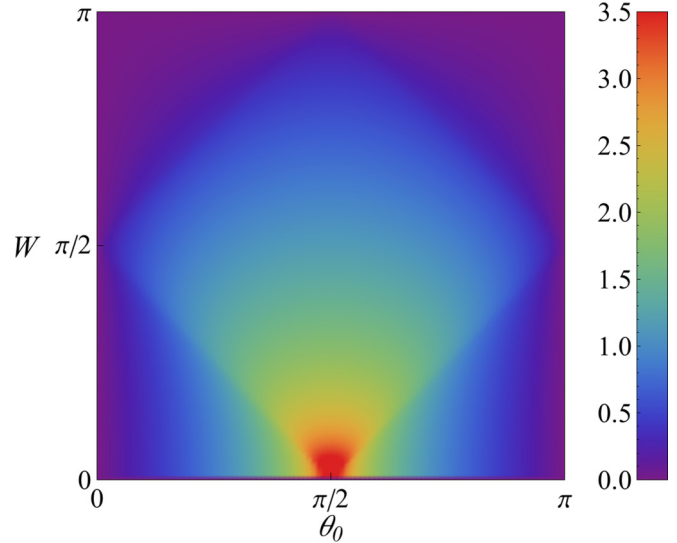


FIG. 14. The inverse localization length $1/L_{\text{loc}}(\omega = 0)$ as a function of θ_0 and W according to Eq. (50). The inverse localization length strictly vanishes on the lines $\theta = 0, \pi$ and $W = \pi$.

It follows that $\phi = 0$ is a fixed point of Eq. (43) and, therefore, $p(\phi) = \delta(\phi)$ solves Eq. (44). Substituting into (41), we obtain

$$1/L_{\text{loc}} = \frac{1}{2W} \int_{\theta_0-W}^{\theta_0+W} d\theta \ln |\cot(\pi/4 - \theta/2)|$$

to arrive at

$$1/L_{\text{loc}} = \frac{1}{2W} |Cl_2(\pi/2 + \theta_0 - W) + Cl_2(\pi/2 - \theta_0 + W) - Cl_2(\pi/2 + \theta_0 + W) - Cl_2(\pi/2 - \theta_0 - W)|, \quad (50)$$

where $Cl_2(x)$ is the Clausen function of the second order (see Ref. [29]). Thus, we obtain *delocalized states* in two particular cases: either for $\theta_0 = 0$ with arbitrary disorder strength or for the case of strongest disorder $W = \pi$ and any value of θ_0 , as shown in Fig. 14.

Next we consider the case $\omega = \pi/2$. Equation (43) is reduced to

$$\kappa = \sin(\theta_n) + e^{i(\pi/2 + \phi)}. \quad (51)$$

We find $m(\pi/2) = 3\pi/2$, $m(3\pi/2) = \pi/2$ as a period-two limit cycle solution of the map (43). Thus,

$$p(\phi) = \frac{1}{2} \delta(\phi - \pi/2) + \frac{1}{2} \delta(\phi - 3\pi/2). \quad (52)$$

Substitution into (41) yields $1/L_{\text{loc}} = 0$ for any set of parameters. We arrive at the result that the localization length strictly diverges at $\omega = \pm\pi/2$, in agreement with our results for weak disorder given by Eq. (36).

V. CONCLUSION

In conclusion, we have theoretically (numerically and analytically) analyzed the discrete-time quantum walk in the presence of spatial disorder. The dynamics of such a quantum walk is determined by four angles of a quantum coin operator, i.e., $\varphi, \varphi_1, \varphi_2, \theta$ (1). In the absence of spatial

disorder, the dynamics of the discrete-time quantum walk is characterized by the dispersion relation, i.e., the dependence of the characteristic frequency ω on the wave vector k (6). The spectrum $\omega(k)$ contains two bands and is tuned by varying the angle θ . For $\theta = 0$, a gapless spectrum occurs, while for $\theta = \pm\pi/2$, the spectrum consists of two gapped flat bands. The equations, the spectrum, and the eigenvectors are invariant under two symmetry operations: bipartite and particle-hole symmetries.

Disorder in the external synthetic gauge field φ_1 does not impact the extended nature of the eigenstates and does not destroy the above two symmetries. However, disorder in any of the remaining three angles $\theta, \varphi, \varphi_2$ enforces Anderson localization of the eigenstates. In particular, disorder in the kinetic-energy angle θ leads to a logarithmic divergence of the localization length for particular values of the eigenfrequency ω , while again keeping the bipartite and particle-hole symmetries untouched. Disorder in the on-site energy angle φ and the internal synthetic flux angle φ_2 destroys the particle-hole symmetry and yields finite localization length for all allowed eigenfrequencies ω . Remarkably, we obtain that strongest disorder $W = \pi$ in φ and φ_2 yields Anderson localized random eigenstates with a unique localization length, which depends

only on θ , but does not change for different eigenfrequencies ω . This is possible because the space of eigenfrequencies is compact and confined to the spectrum of a phase of a complex number residing on the unit circle.

We derive various scaling laws in the limit of weak and strong disorder, and obtain excellent agreement with numerical results using a transfer matrix approach. These results underline the richness of the considered system, which makes it not only attractive for application reasons, but also an ideal playground for various extensions including the impact of many-body interactions, mean-field nonlinearities, and flat band physics, to name a few.

ACKNOWLEDGMENTS

This work was supported by the Institute for Basic Science, Project Code (IBS-R024-D1). M.V.F. acknowledges the financial support of the Ministry of Education and Science of the Russian Federation in the framework of Increase Competitiveness Program of NUST “MISIS” No. K2-067-2017, and the Russian Science Foundation (Contract No. 16-12-00095).

-
- [1] Y. Aharonov, L. Davidovich, and N. Zagury, Quantum random walks, *Phys. Rev. A* **48**, 1687 (1993).
 - [2] J. Kempe, Quantum random walks: An introductory overview, *Contemp. Phys.* **44**, 307 (2003).
 - [3] S. E. Venegas-Andraca, Quantum walks: A comprehensive review, *Quantum Inf. Proc.* **11**, 1015 (2012).
 - [4] J. K. Asbóth and H. Obuse, Bulk-boundary correspondence for chiral symmetric quantum walks, *Phys. Rev. B* **88**, 121406 (2013).
 - [5] H. Obuse, J. K. Asbóth, Y. Nishimura, and N. Kawakami, Unveiling hidden topological phases of a one-dimensional Hadamard quantum walk, *Phys. Rev. B* **92**, 045424 (2015).
 - [6] Y. Shikano and H. Katsura, Localization and fractality in inhomogeneous quantum walks with self-duality, *Phys. Rev. E* **82**, 031122 (2010).
 - [7] H. Obuse and N. Kawakami, Topological phases and delocalization of quantum walks in random environments, *Phys. Rev. B* **84**, 195139 (2011).
 - [8] T. Rakovszky and J. K. Asboth, Localization, delocalization, and topological phase transitions in the one-dimensional split-step quantum walk, *Phys. Rev. A* **92**, 052311 (2015).
 - [9] T. Chattaraj and R. V. Krems, Effects of long-range hopping and interactions on quantum walks in ordered and disordered lattices, *Phys. Rev. A* **94**, 023601 (2016).
 - [10] A. Peruzzo, M. Lobino, J. C. F. Matthews, N. Matsuda, A. Politi, K. Poullos, X.-Q. Zhou, Y. Lahini, N. Ismail, K. Wörhoff *et al.*, Quantum walks of correlated photons, *Science* **329**, 1500 (2010).
 - [11] H. Schmitz, R. Matjeschk, Ch. Schneider, J. Glueckert, M. Enderlein, T. Huber, and T. Schaetz, Quantum Walk of a Trapped Ion in Phase Space, *Phys. Rev. Lett.* **103**, 090504 (2009).
 - [12] J. Du, H. Li, X. Xu, M. Shi, J. Wu, X. Zhou, and R. Han, Experimental implementation of the quantum random-walk algorithm, *Phys. Rev. A* **67**, 042316 (2003).
 - [13] D. Aharonov, A. Ambainis, J. Kempe, and U. Vazirani, *Quantum walks on graphs*, in Proceedings of the thirty-third annual ACM symposium on theory of computing, edited by J. S. Vitter, P. Spirakis, and M. Yannakakis (ACM, New York, 2001), p. 50.4.
 - [14] B. Tregenna, W. Flanagan, R. Maile, and V. Kendon, Controlling discrete quantum walks: Coins and initial states, *New J. Phys.* **5**, 83 (2003).
 - [15] C. M. Chandrashekar, R. Srikanth, and R. Laflamme, Optimizing the discrete time quantum walk using a SU (2) coin, *Phys. Rev. A* **77**, 032326 (2008).
 - [16] N. J. Cerf, C. Adami, and P. G. Kwiat, Optical simulation of quantum logic, *Phys. Rev. A* **57**, R1477(R) (1998).
 - [17] T. Di, M. Hillery, and M. S. Zubairy, Cavity QED-based quantum walk, *Phys. Rev. A* **70**, 032304 (2004).
 - [18] Y. Makhlin, G. Schön, and A. Shnirman, Quantum-state engineering with Josephson-junction devices, *Rev. Mod. Phys.* **73**, 357 (2001).
 - [19] B. C. Sanders, S. D. Bartlett, B. Tregenna, and P. L. Knight, Quantum quincunx in cavity quantum electrodynamics, *Phys. Rev. A* **67**, 042305 (2003).
 - [20] M. Karski, L. Förster, J.-M. Choi, A. Steffen, W. Alt, D. Meschede, and A. Widera, Quantum walk in position space with single optically trapped atoms, *Science* **325**, 174 (2009).
 - [21] A. MacKinnon and B. Kramer, The scaling theory of electrons in disordered solids: Additional numerical results, *Z. Phys. B Condens. Matter* **53**, 1 (1983).
 - [22] I. M. Lifshits, S. A. Gredeskul, and L. A. Pastur, *Introduction to the Theory of Disordered Systems* (Wiley Interscience, New York, 1988).

- [23] H. Schmidt, Disordered one-dimensional crystals, [Phys. Rev. **105**, 425 \(1957\)](#).
- [24] A. A. Ovchinnikov and N. S. Erikhman, Density of states in a one-dimensional random potential, *Sov. Phys. JETP* **46**, 340 (1977).
- [25] Q. Zhao and J. Gong, From disordered quantum walk to physics of off-diagonal disorder, [Phys. Rev. B **92**, 214205 \(2015\)](#).
- [26] F. J. Dyson, The dynamics of a disordered linear chain, [Phys. Rev. **92**, 1331 \(1953\)](#).
- [27] B. Derrida and H. J. Hilhorst, Singular behavior of certain infinite products of random 2×2 matrices, [J. Phys. A: Math. Gen. **16**, 2641 \(1983\)](#).
- [28] A. Crisanti, G. Paladin, and A. Vulpiani, *Products of Random Matrices: In Statistical Physics* (Springer Science & Business Media, New York, 2012), Vol. 104.
- [29] M. Abramowitz, *Handbook of Mathematical Functions, With Formulas, Graphs, and Mathematical Tables* (Dover, New York, 1974).